

GRADUATE OUTCOMES SURVEY CLASS OF 2013/14

Highlights for Publicly-Funded Institutions: Employment

1. GOALS

What were graduates' primary goals upon entering post-secondary education?

Did graduates achieve their goals?

Completion of a degree or diploma



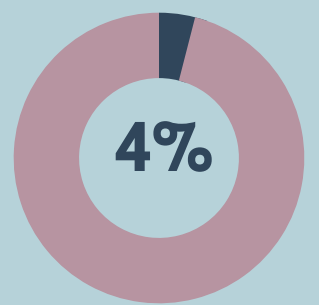
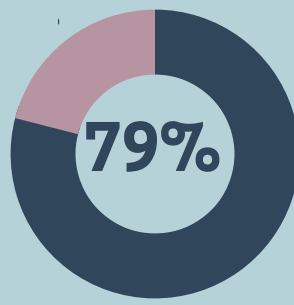
Employment



Expand Knowledge



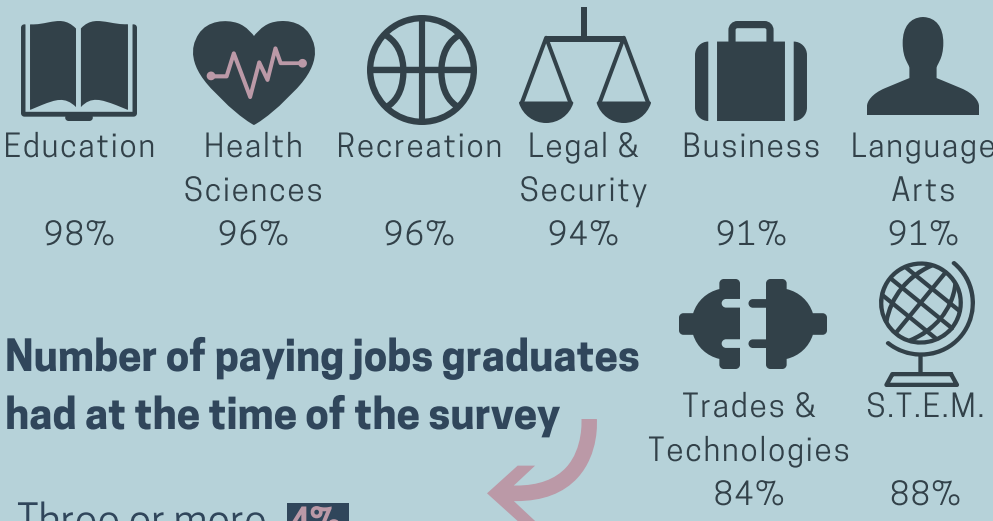
Improve skills




Fully achieved goals

Didn't achieve goals

Employment rate - by program band



Number of paying jobs graduates had at the time of the survey



2. EMPLOYMENT

EMPLOYMENT

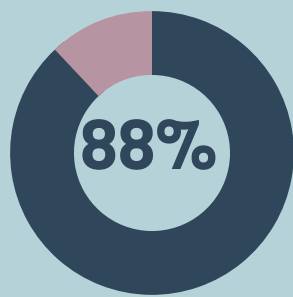
Overall, 2013/14 graduates had an employment rate of **92%** at the time of the survey.

3. Jobs

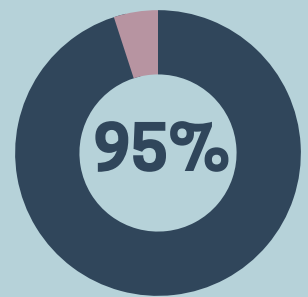
Were graduates satisfied with their jobs?

What did graduates think about the relevance of their education to their job?

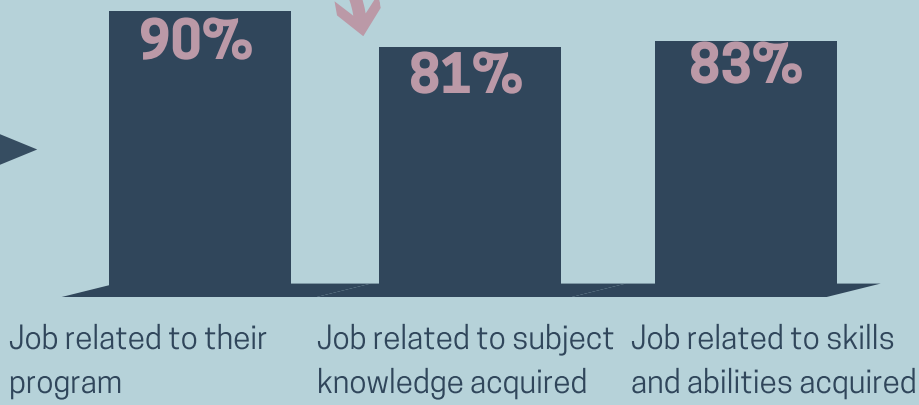
88% of graduates satisfied with their main job



95% of graduates felt qualified for their main job



Job relatedness



Median annual total income - by program band



4. INCOME

Average annual total income among all graduates: **\$61,667.**

Median annual total income among all graduates: **\$56,420.**